



Build Your Own Successful Children's Transportation Company!

KIDS TRANSPORTATION BUSINESS



STARTER GUIDE



The Essential Steps to Launch Your Children's Transportation Business.



STEP-BY-STEP GUIDE



SAFETY & LICENSING



PROFIT & GROWTH



CHANEL PROPHET

CEO & FOUNDER OF KIDZ KAB EXPRESS

KIDS TRANSPORTATION BUSINESS

Starter Guide

The Essential Steps to Legally Launch a Your Business

By Chanel Prophet

Founder & CEO, Kidz Kab Express



About the Author

Serving Families for 11+ Years

Chanel Prophet

Founder & CEO, Kidz Kab Express Chanel Prophet is an entrepreneur, transportation service provider, and community advocate dedicated to helping families solve one of the most common challenges parents face—safe and reliable transportation for their children. She is the founder and CEO of **Kidz Kab Express**, a children’s transportation company that has proudly served families for **over 11 years**.

The company provides dependable transportation for children traveling to school, daycare, after-school programs, sports practices, tutoring sessions, and other activities.

Chanel’s journey into entrepreneurship began when she helped a friend who needed transportation for her daughter due to a change in work schedule. Since their children attended the same school, Chanel offered to help. What began as a simple favor quickly revealed a much larger need within the community. Many parents were facing the same challenge—balancing work responsibilities with their children’s school and activity schedules.

Recognizing the opportunity to support families in a meaningful way, Chanel launched **Kidz Kab Express**, which has grown through strong community relationships, word-of-mouth referrals, and a commitment to safety and reliability.

As a **business owner, entrepreneur, and mother**, Chanel understands firsthand the importance of dependable transportation and the peace of mind it provides to parents.

Today, she is passionate about helping other aspiring entrepreneurs learn how to start their own transportation businesses and build opportunities that support both their families and their communities.

Through this guide, Chanel shares the strategies, lessons, and systems that helped her build a successful transportation service that continues to grow and positively impact families.

www.kidzkabexpress.com

(240) 801-5439



Table of Contents

Introduction

Step 1 — Understanding the Opportunity

Step 2 — Market Research

Step 3 — Choosing Your Business Name

Step 4 — Trademarking Your Business Name

Step 5 — Choosing a Business Structure

Step 6 — Obtaining an EIN

Step 7 — Registering Your Business with the State

Step 8 — Obtaining a Dun & Bradstreet (D-U-N-S) Number

Step 9 — Business Insurance

Step 10 — Opening a Business Bank Account

Step 11 — Pricing Your Services

Step 12 — Vehicles and Equipment

Step 13 — Hiring Drivers

Step 14 — Payroll Systems

Step 15 — Policies and Procedures

Step 16 — Technology Systems

Step 17 — Using Artificial Intelligence in Your Business

Step 18 — Marketing Your Transportation Service

Step 19 — How Kidz Kab Express Got Its First 10 Customers

Step 20 — Scaling Your Business

Final Thoughts

Introduction

Starting a business can be one of the most rewarding decisions you will ever make, but it can also feel overwhelming when you are unsure where to start.

A children's transportation business solves a **real and growing problem for families**. Parents today often juggle demanding work schedules while trying to manage school drop-offs, pickups, and extracurricular activities.

For more than **10 years**, Kidz Kab Express has helped families by providing safe, reliable transportation for children traveling to:

- School
- Daycare
- After-school programs
- Sports practices
- Tutoring sessions
- Part-time jobs

This guide will walk you through **how to start and grow your own children's transportation business from start to finish**.

Step 1: — Understanding the Opportunity

Children's transportation services exist because modern families are busier than ever.



Parents frequently face challenges such as:

- Work schedules that conflict with school pickup times
- Multiple children attending different schools
- Transportation to after-school programs
- Safety concerns about children traveling alone

A kids transportation business provides a **trusted solution** for these challenges. You are not just offering rides—you are providing **peace of mind for parents**.

Step 2: — Market Research

Before starting your business, research your local market. Identify:

- Local elementary schools
- Middle schools
- High schools
- Private schools
- Daycares
- After-school programs
- Youth sports leagues



These locations represent your **primary customer base**.

Next, research existing transportation services and analyze:

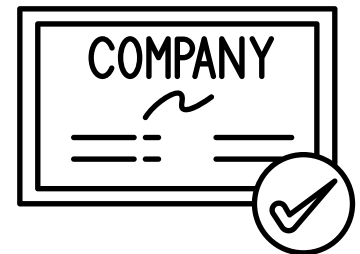
- Pricing
- Service areas
- Customer reviews
- Types of services offered

Your goal is to identify **gaps in the market** where your service can stand out.

Step 3: — Choosing Your Business Name

Your business name should be:

- Professional
- Easy to remember
- Family-friendly
- Clearly related to transportation




Check your state's business database to ensure the name is available.

You should also check domain availability for your website.

Step 4: — Trademarking Your Business Name

Trademarking your business name protects your brand. A trademark prevents other companies from using the same or similar name.



You can apply through the **United States Patent and Trademark Office (USPTO)**. Many entrepreneurs use services such as **LegalZoom** to assist with the trademark filing process.

Step 5: — Choosing a Business Structure

Most transportation businesses operate as an **LLC (Limited Liability Company)**.

Benefits include:

- Protection of personal assets
- Professional credibility
- Flexible tax options



You can file your LLC through:

- **Your state's official website**
- **LegalZoom**
- **Swift Filings**

Step 6: — Obtaining an EIN

An EIN (Employer Identification Number) is issued by the IRS and acts as your business tax ID.

Obtaining an EIN is completely free through the IRS website.

You will need an EIN to:

- Open a business bank account
- Hire employees or contractors
- File business taxes



Step 7: — Registering Your Business with the State

Once your LLC is formed, you must register your business and obtain any required licenses. This may include:

- Business licenses
- Transportation permits
- Commercial vehicle registration



Professional Tip

If you do not have a physical office, consider obtaining a virtual business address.

This address will appear on:

- LLC registration documents
- EIN paperwork
- Business licenses
- Insurance policies

Step 8: — Obtaining a Dun & Bradstreet (D-U-N-S) Number

Another important step when building your business is registering for a Dun & Bradstreet D-U-N-S® Number.

A D-U-N-S Number is a unique nine-digit identifier assigned to your business by Dun & Bradstreet, which helps establish your company's business credit profile and identity. (Wikipedia)

Many lenders, suppliers, and companies use this number to verify businesses and evaluate creditworthiness before doing business with them.

Why Your Business Should Have a D-U-N-S Number

Although it is not legally required for every business, it is strongly recommended.

Benefits include:

- ✓ Helps establish business credit
- ✓ Allows lenders and vendors to verify your company
- ✓ Improves credibility with partners and suppliers
- ✓ Helps when applying for business funding or vendor accounts

A D-U-N-S number is often requested when companies want to:

- Apply for business credit
- Work with larger corporations
- Establish vendor relationships
- Build a formal business credit profile. (Ramp)

How to Apply for a D-U-N-S Number

You can apply directly through the Dun & Bradstreet website.

<https://my.dnb.com/>

You can also check whether your business already has a number assigned by using the lookup tool on the D&B website.

Information You Will Need When applying, you may be asked for information such as:

- Legal business name
- Business address
- Phone number
- Owner or CEO name
- Type of business (LLC, Corporation, etc.)
- Year the business was established
- Number of employees
- Industry type

Dun & Bradstreet uses this information to verify your company and create your business credit profile. Standard processing may take up to 30 business days when using the free application process. Dun & Bradstreet also offers expedited services for businesses that need their number sooner.

Important Tip

Many businesses apply for a D-U-N-S Number shortly after receiving their EIN so they can start building their business credit profile early.

Having both identifiers helps your business appear more established when applying for:

- Business loans
- Vendor accounts
- Partnerships
- Business credit cards

This help establish your company as a legitimate and professional business.

Step 9: — Business Insurance

Insurance is critical for a children's transportation business.

Recommended coverage includes:

- Commercial Auto Insurance
- Passenger Liability Insurance
- General Liability Insurance
- Workers Compensation (if hiring employees)

Safety and protection must always come first.




Questions to Ask an Insurance Provider:

- ✓ Do I need commercial auto coverage?
 - ✓ Am I covered while transporting children?
 - ✓ What liability limits do you recommend?
 - ✓ Are independent contractors covered?raph text
-

Step 10: — Opening a Business Bank Account

Open a business bank account to separate personal and business finances.



You will typically need:


- EIN confirmation
- LLC documentation
- Identification

Keeping your personal and business finances separate makes bookkeeping, taxes, and business funding much easier.

Step 11: — Pricing Your Services

Your pricing must cover:

- Fuel
- Insurance
- Driver wages
- Vehicle maintenance
- Administrative costs




Your pricing should also account for:

- ✓ Mileage
- ✓ Travel time
- ✓ Business overhead
- ✓ Desired profit margins

Step 12: — Vehicles and Equipment

Your vehicles should be:

- Reliable
- Clean
- Safe
- Properly maintained




Recommended safety equipment includes:

- GPS tracking
- Dash cameras
- Seat belts for every passenger

Things to consider when selecting a vehicle:

- ✓ Number of passengers
- ✓ Fuel efficiency
- ✓ Maintenance costs
- ✓ Storage space



Step 13: — Hiring Drivers

Decide whether drivers will be:

W-2 Employees

Employees paid through payroll with taxes withheld.

1099 Contractors

Independent drivers responsible for their own taxes.

Consult a tax professional to determine the best option.



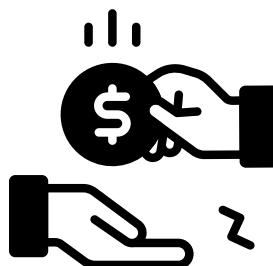
Consider establishing requirements such as:

- ✓ Valid driver's license
- ✓ Clean driving record
- ✓ Background check
- ✓ CPR and First Aid certification
- ✓ Experience working with children

Step 14: — Payroll Systems

If hiring employees, you will need payroll software. A commonly used platform is **Paychex**, which helps manage:

- Paychecks
- Tax deductions
- Payroll reports



Step 15: — Policies and Procedures

Important policies include:

- Payment policies
- Cancellation policies
- Late pickup policies
- Child behavior expectations
- Emergency procedures



Written policies protect both your business and your customers.

Step 16: — Technology Systems

Technology helps manage daily operations and can help streamline:

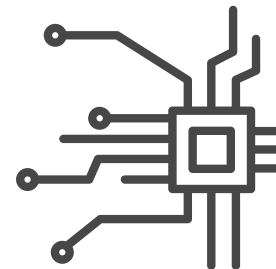
- ✓ Scheduling
- ✓ Driver communication
- ✓ Parent communication
- ✓ GPS tracking
- ✓ Payments and record keeping



Step 17: — Using Artificial Intelligence in Your Business

AI tools can help automate tasks, save time and help with:

- ✓ Social media content creation
- ✓ Email marketing
- ✓ Administrative tasks
- ✓ Customer communication
- ✓ Document creation



Sintra.ai

<https://playosinc.pxf.io/c/6674380/2134754/27038>

Step 18: — Marketing Your Transportation Service

Effective marketing strategies include:

- Social Media Marketing
- School Partnerships
- Community Partnerships
- Community Events
- Parent Referrals



Word-of-mouth referrals are often the most powerful marketing tool.

Step 19: — How Kidz Kab Express Got Its First 10 Customers

Kidz Kab Express started by helping a friend who needed transportation for her daughter. Once other parents saw the service working, they began asking if their children could ride as well.

Word spread through:

- Schools
- Daycares
- Parent networks
- Youth programs



The key lesson is that relationships and referrals can become one of your most powerful growth strategies.

Step 20: — Scaling Your Business

As your business grows you can scale by:

- Hiring additional drivers
- Expanding service areas
- Adding vehicles
- Partnering with more schools

Always prioritize **safety and reliability**.

You may also consider:

- ✓ Creating standard operating procedures
 - ✓ Delegating administrative tasks
 - ✓ Expanding into additional service offerings
-

Final Thoughts

Starting a children's transportation business can be both financially rewarding and personally fulfilling.

For more than **11 years**, Kidz Kab Express has helped families by providing safe and reliable transportation for children.

Remember:

Consistency builds trust. Trust builds customers. Customers build businesses.

Focus on safety, professionalism, and service—and your business can make a meaningful impact in your community.



KIDS TRANSPORTATION BUSINESS STARTER KIT GUIDE

Your Step-by-Step Checklist to Launch Your Business



Use this checklist as your roadmap to build a safe, legal, and profitable kids transportation business. Check off each step as you complete it!

1. PLAN YOUR BUSINESS

- Define your mission and goals
- Identify your target market
- Research your local market
- Analyze competitors
- Identify gaps in the market
- Create a basic business plan

2. CREATE YOUR BUSINESS FOUNDATION

- Choose your business name
- Check business name availability
- Check domain name availability
- Trademark your business name
- Choose your business structure (LLC recommended)
- File your Articles of Organization (LLC)
- Obtain an EIN (Employer Identification Number)
- Register your business with the state
- Obtain any required local business licenses or permits

3. PROTECT YOUR BUSINESS

- Purchase business insurance
- Obtain commercial auto insurance
- Review insurance coverage annually
- Create a risk management plan

4. SET UP YOUR FINANCES

- Open a business bank account
- Apply for a business credit card
- Set up an accounting system
- Establish a budget
- Set up a payroll system
- Understand your tax responsibilities

5. PREPARE YOUR VEHICLES & EQUIPMENT

- Purchase or lease your vehicle(s)
- Register your vehicle(s) for commercial use
- Ensure vehicles meet safety requirements
- Install GPS tracking system
- Obtain child safety seats/boosters as needed
- Purchase other necessary equipment

6. BUILD YOUR TEAM

- Write job descriptions
- Recruit qualified drivers
- Conduct background checks
- Verify driving records
- Verify references
- Provide training (safety, policies, procedures)
- Obtain CPR/First Aid certification for drivers
- Add drivers to payroll system

7. CREATE SYSTEMS & DOCUMENTS

- Create company policies and procedures
- Create parent transportation agreement
- Create child intake form
- Create emergency contact form
- Create driver handbook
- Set up incident report form
- Set up daily vehicle inspection form
- Set up communication procedures

8. SET UP TECHNOLOGY

- Choose scheduling/dispatch software
- Set up parent communication system
- Install GPS tracking
- Set up payment system
- Create a professional email address
- Build your website

9. LAUNCH YOUR BUSINESS

- Determine your pricing
- Create your service area map
- Create marketing materials
- List your business on Google
- Launch your website
- Announce your business
- Network in the community

10. GROW YOUR BUSINESS

- Provide excellent customer service
- Ask for reviews and referrals
- Track your results and adjust
- Look for growth opportunities
- Continuously improve your systems

ESTIMATED STARTUP COST

Breakdown

The actual cost of starting a children's transportation business will vary based on your location, vehicle type, insurance requirements, and whether you start as a one-person operation or hire drivers immediately. The estimates below provide a general idea of what to expect.



STARTUP EXPENSE	ESTIMATED COST
Business Name Registration	\$0 – \$100
LLC Formation	\$50 – \$500
EIN (IRS)	FREE
Business Licenses & Permits	\$50 – \$500
Trademark Application (Optional)	\$350 – \$1,000+
Commercial Auto Insurance	\$200 – \$1,500+ per month
General Liability Insurance	\$300 – \$1,200 per year
Vehicle Purchase (Used)	\$5,000 – \$25,000+
Vehicle Wrap or Decals (Optional)	\$200 – \$3,000
GPS Tracking System	\$20 – \$100 per month
Dash Camera System	\$50 – \$300
Website & Domain Name	\$100 – \$1,000
Marketing Materials	\$100 – \$1,500
Background Checks	\$25 – \$100 per driver
Payroll Software (if hiring employees)	\$40 – \$200 per month
Scheduling Software	\$15 – \$100 per month
Business Phone Number	\$10 – \$50 per month
Emergency & Safety Supplies	\$50 – \$300

ESTIMATED STARTUP INVESTMENT



LEAN STARTUP
(Using Your Existing Vehicle)
\$1,000 – \$5,000

Best for entrepreneurs who already own a reliable vehicle and plan to start small.



MODERATE STARTUP
\$5,000 – \$15,000

Includes a dedicated vehicle, insurance, basic marketing, and technology systems.



GROWTH-ORIENTED STARTUP
\$15,000 – \$50,000+

Includes multiple vehicles, hired drivers, advanced technology, marketing campaigns, and expansion into larger service areas.



CHANEL'S PRO TIP

“Don't wait until you have the perfect setup. Many successful transportation businesses start with one vehicle, one route, and one family. Focus on providing exceptional service, building trust with parents, and growing one customer at a time.”

WAYS TO REDUCE STARTUP COSTS

- ✓ Use a vehicle you already own
- ✓ Build your website with Canva or a DIY website builder
- ✓ Start with one service area
- ✓ Use free social media marketing
- ✓ Partner with schools and daycare centers
- ✓ Reinvest profits into growth



Note: Requirements for children's transportation businesses vary by state and locality. Always consult your state and local agencies regarding licensing, permits, insurance requirements, and transportation regulations before launching your business.



YOUR JOURNEY IS JUST BEGINNING!

WHAT HAPPENS NEXT?



You've taken an important step toward building a profitable and purposeful business that makes a difference in the lives of children and families.



YOU'VE LEARNED:

- ✓ How to legally start your business
- ✓ The systems you'll need to operate safely
- ✓ The foundational steps to launch your kids transportation company

But building a truly successful kids transportation company requires more.

There's a lot that goes beyond the basics, including:

- \$ Creating profitable pricing models
- 📄 Developing policies and contracts
- 👥 Recruiting and retaining drivers
- ⚙️ Setting up operational systems
- 🎯 Attracting and keeping customers
- 📈 Scaling without becoming overwhelmed



THAT'S WHERE I COME IN.

These are the exact strategies I help entrepreneurs implement through my one-on-one coaching program.

You don't have to *figure it all out alone.*

LET'S BUILD YOUR SUCCESS TOGETHER!

Get personalized guidance, proven systems, and step-by-step support to launch, grow, and scale your kids transportation business with confidence.

READY FOR THE NEXT STEP?



Book Your **FREE** Discovery Call Today!

Scan the QR code to schedule your call and let's talk about your business goals.



EXPERT GUIDANCE

Learn from 11+ years of real-world experience.



PROVEN SYSTEMS

Get the tools, templates, and strategies that work.



REAL RESULTS

Build a business that creates freedom and impact.



(240) 801-5439

www.kidzkabexpress.com

Your vision.
Our guidance.
Their future.



Ready to Start
**YOUR KIDS
TRANSPORTATION
BUSINESS?**



Let Me Coach You
EVERY STEP OF THE WAY!

Get personalized, one-on-one coaching designed to help you launch, grow, and succeed in your kids transportation business with confidence.

ONE-ON-ONE COACHING INCLUDES:



Step-by-step guidance to start your business the right way



Help with licensing, insurance, and legal requirements



Business setup, systems, and operations



Pricing strategies and route planning



Marketing, branding, and client acquisition



Technology and scheduling solutions



Ongoing support every step of the way!

Chanel Prophet
CEO OF KIDZ KAB EXPRESS

YOU DON'T HAVE TO DO IT ALONE.

With my 10+ years of experience and proven system, you can avoid costly mistakes and build a successful, profitable business that provides a valuable service to families in your community.



Let's Build Your Dream Business!

CONTACT ME TODAY

240-801-5439

Let's turn your vision into a thriving kids transportation business!

TESTIMONIAL

This business reached out to me three years ago, and they have been up and running ever since!



“Chanel's coaching and guidance were exactly what we needed to turn our dream into reality. She walked us through every step—from business setup to licensing, insurance, and getting our first clients. Today, Kiddie Kab LLC is up and running and making a real impact in our community!”



Real Guidance.
Real Support.
Real Results.



From Idea to Launch
—I'll Help You Get There!



Your Success
Is My Priority!



Proven System.
Proven Results.

WHY WORK WITH ME?

- ✔ Real-world experience in the kids transportation industry
- ✔ Proven systems that get results
- ✔ Personalized coaching for YOUR goals
- ✔ Passionate about helping you succeed

“My mission is to help you build a business that gives you freedom, purpose, and financial independence.”



Your success is my priority!

Let's get started today and make your business dreams a reality!